

TREADLINE WITH ALUMINUM THRESHOLD FRAMES


INSERT STYLE:

INSERT COLOR:


CATALOG NUMBER: T1

PART NUMBER:

NO.	REVISION	DATE	BY
NO.	F&F RELEASE	DATE	BY

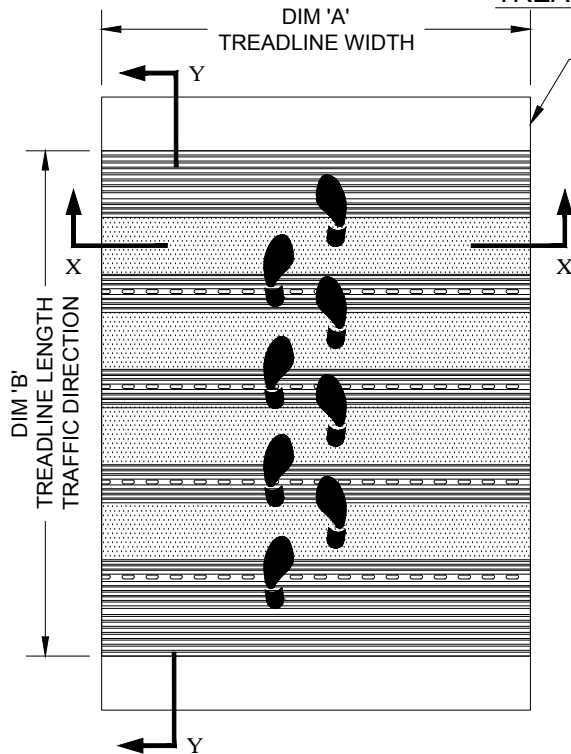


 EXTERIOR CARPET T1EC 19C018XXX



 HEAVY-DUTY CARPET T1HC 19C010XXX

TREADLINE INSERT STYLES

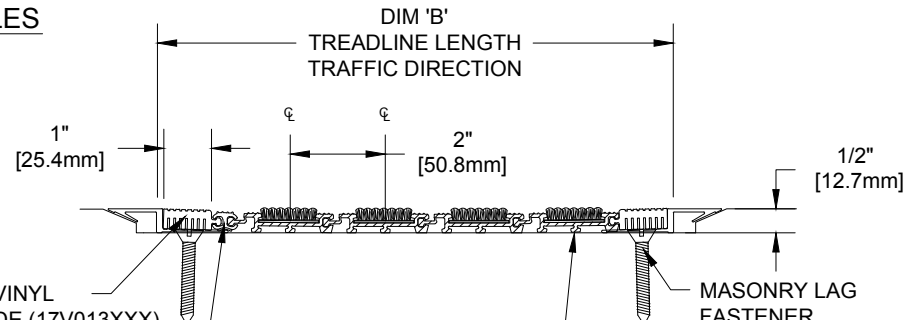


TYPICAL PLAN VIEW

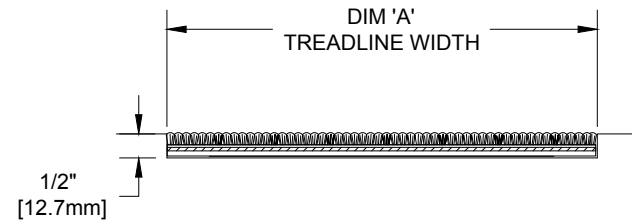
ALUMINUM THRESHOLD FRAME (16A064000)

SQUARE END VINYL
 1" (25.4mm) WIDE (17V013XXX)
 2" (50.8mm) WIDE (17V014XXX)

DOUBLE FEMALE CONNECTING RAIL (18N008XXX)



SECTION Y-Y



SECTION X-X

NOTES:

*ALL SURFACES IN CONTACT WITH MASONRY ARE TO RECEIVE A COAT OF ZINC CHROMATE PRIMER

*MAX. SINGLE GRID SIZE NOT TO EXCEED 12'-0" (3.66M) IN WIDTH (DIM "A") OR 100 SQUARE FEET

*PLEASE VERIFY TRAFFIC DIRECTION

*TREADLINE SHALL BE ABLE TO SUPPORT A 300 LB. ROLLING LOAD.



PLEASE VERIFY ALL	QTY	MARK #	LOCATION	MODEL	DIM 'A' WIDTH	DIM 'B' LENGTH	VINYL RAIL COLOR	FRAME FINISH
							BLACK BROWN	
							BLACK BROWN	
							BLACK BROWN	
							BLACK BROWN	

PROJECT:		
LOCATION:		
CONTRACTOR:		
AGENT:		SHT:
DRG. BY:	DATE:	JOB NO.: