

TREADLINE WITH ALUMINUM PIPESTEM FRAME



INSERT STYLE:

INSERT COLOR:

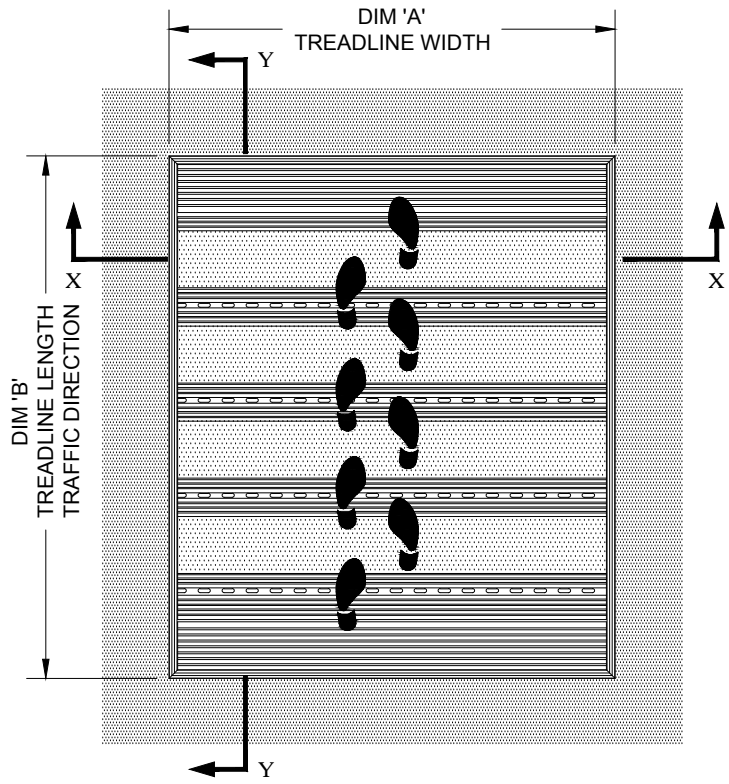
CATALOG NUMBER: T1

PART NUMBER:

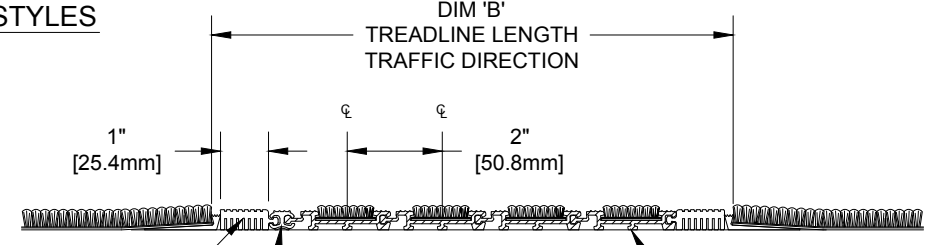
NO.	REVISION	DATE	BY
NO.	F&F RELEASE	DATE	BY

	
EXTERIOR CARPET TIEC 19C018XXX	HEAVY-DUTY CARPET T1HC 19C010XXX

TREADLINE INSERT STYLES



TYPICAL PLAN VIEW

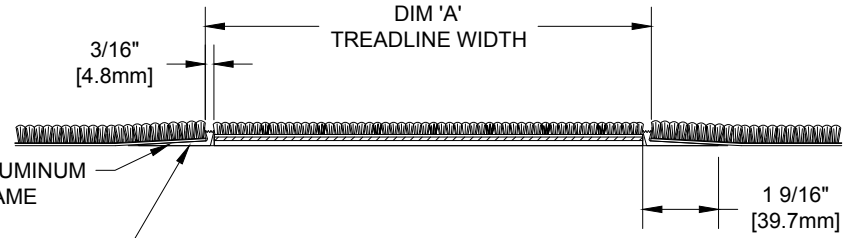


SECTION Y-Y

SQUARE END VINYL  
1" (25.4mm) WIDE (17V013XXX)  
2" (50.8mm) WIDE (17V014XXX)

DOUBLE FEMALE  
CONNECTING RAIL  
(18N008XXX)

EXTRUDED VINYL RAIL  
(18N006XXX)



SECTION X-X

EXTRUDED ALUMINUM  
PIPESTEM FRAME  
(17A004XXX)

DOUBLE FACED  
TAPE (90M003002)

NOTES:

\*ALL SURFACES IN CONTACT WITH MASONRY ARE TO RECEIVE A COAT OF ZINC CHROMATE PRIMER

\*MAX. SINGLE GRID SIZE NOT TO EXCEED 12'-0" (3.66M) IN WIDTH (DIM "A") OR 100 SQUARE FEET

\*PLEASE VERIFY TRAFFIC DIRECTION

\*TREADLINE SHALL BE ABLE TO SUPPORT A 300 LB. ROLLING LOAD.



PLEASE VERIFY ALL	QTY	MARK #	LOCATION	MODEL	DIM 'A' WIDTH	DIM 'B' LENGTH	VINYL RAIL COLOR	FRAME FINISH
							BLACK BROWN	
							BLACK BROWN	
							BLACK BROWN	
							BLACK BROWN	

PROJECT:		
LOCATION:		
CONTRACTOR:		
AGENT:		SHT:
DRG. BY:	DATE:	JOB NO.: